

API Globe Valves

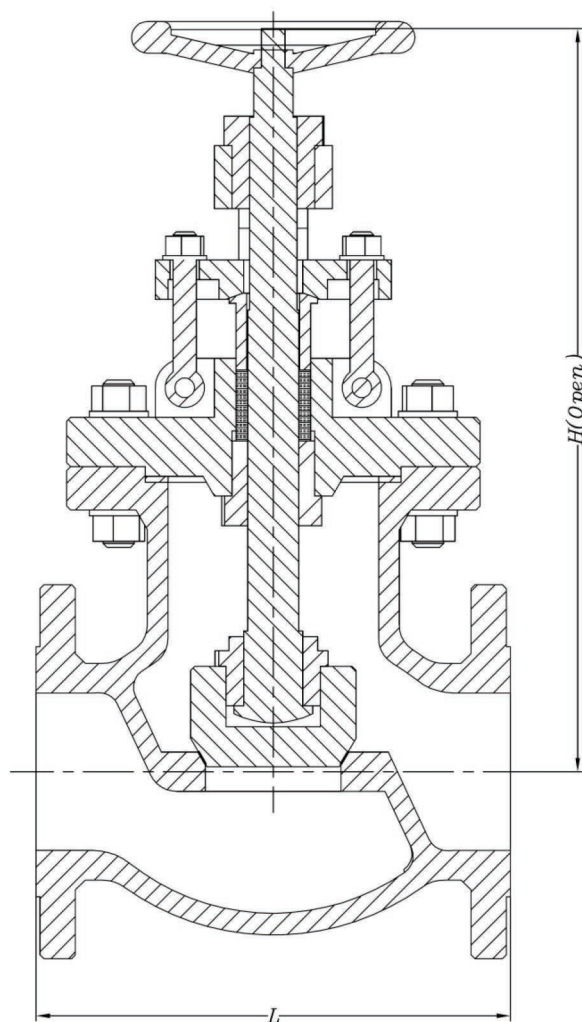


1"-12" Class 150-600

- Design according to: API 623
- Flange connection according to: ASME B16.5
- Face to face dimension according to: ASME B16.10
- Final inspection and test according to: API 598
- Available Material:
 - Body: ASTM B148 (C95800), CF8M
 - Disk: CF8M, ASTM B148 (C95800)
 - Shaft: AISI 316, Duplex
 - Sealing: metal to metal

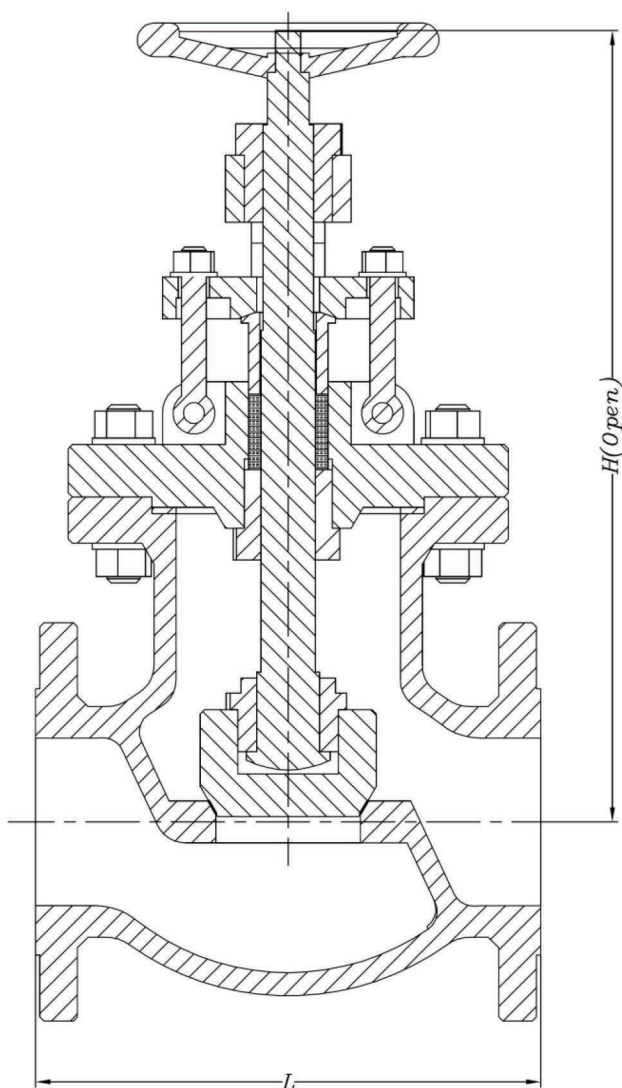
**Valves with special material are manufactured according to customer requirement.

General dimensions of Globe Valves Class 150



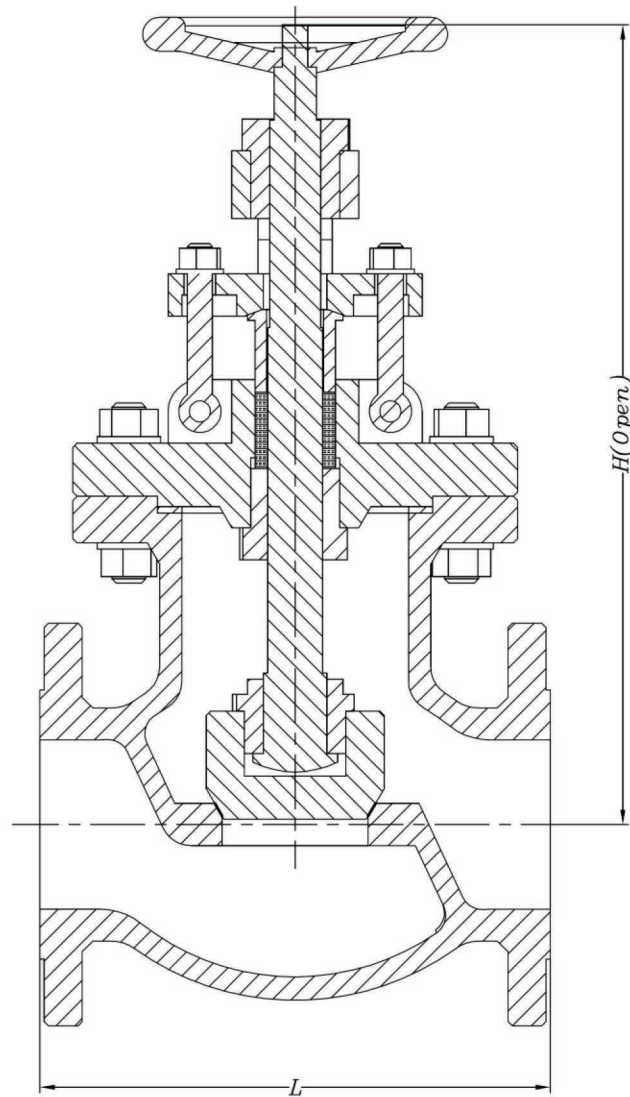
NPS	in.	1	2	2 1/2	3	4	5	6	8	10	12
DN	mm	25	50	65	80	100	125	150	200	250	300
L	mm	127	203	216	241	292	356	406	495	622	698
H	mm	298	373	390	421	515	538	567	626	712	990
Weight	Kg	9	22	29	42	64	77	105	154	288	507

General dimensions of Globe Valves Class 300



NPS	in.	1	2	2 1/2	3	4	5	6	8	10	12
DN	mm	25	50	65	80	100	125	150	200	250	300
L	mm	203	267	292	318	356	400	444	559	622	711
H	mm	315	398	436	462	560	620	694	982	1130	1049
Weight	Kg	15	31	43	57	86	130	168	280	385	724

General dimensions of Globe Valves Class 600



NPS	in.	1	2	2 1/2	3	4	6	8	10	12
DN	mm	25	50	65	80	100	150	200	250	300
L	mm	216	292	330	356	432	559	660	787	838
H	mm	315	425	502	521	548	780	852	936	1132
Weight	Kg	17	34	56	68	120	349	532	754	1100